

## General description

The great success of the range of car and van tyre changers in the automatic version, appreciated by thousands of professionals for their reliability and outstanding technical performance, and the need of some markets in particular to work on wheels of ever-larger size, has led to the development of this version of machine.

This version has been designed on a machine structure well tried and tested on the various markets.

The A2025 is a fully automatic tyre changer with pneumatically operated tilting column and 24" turntable, ideal for demounting car, SUV, van and motorcycle wheels.

The machine's new technical and ergonomic characteristics ensure unrivalled speed and convenience during mounting and demounting operations.

The machine's key characteristics lie mainly in the turntable, the wheel bead breaking unit, and above all in the general reinforcement of the machine's structure.


**The turntable** installed as standard uses a patented system allowing to work on all tyre types from 10" to 24" changing the working range from 10"- 20" to 14" 24" by a simple operator procedure. Its new shape is designed

to assure users working on large-diameter wheels easier, quicker wheel positioning during bead breaking, and above all the minimisation of the size of the plate fitted to the machine.

**The bead breaker** installed on the machine as standard is fitted with a new component which allows the length of the **fixed arm shoe** to be extended. This feature is extremely useful and gives optimal results when working on large wheels and SUV wheels. It also ensures that the bead breaker shoe is always in exactly the right position in relation to the wheel, ruling out the risk of damage to the tyre and/or rim. This function is faster and safer.

What's more, the dual-position **telescopic rim support** (CORGHI patent) is extremely useful for breaking the beads of all types of wheel up to a maximum width of 14".


**The mount/demount head** fitted on the machine as standard is designed to protect even the most delicate rims, through the use of interchangeable plastic parts for the inner surfaces in contact with the rim during tyre mounting/demounting. What's more, for maximum rim protection, **the machine comes complete** with plastic guards for all parts which might damage the rim during the various working stages, such as the turntable clamps, the bead breaking shoe and the bead lifting lever. Details such as the **taller cast clamps and interchangeable clamping zones** reflect the priority given to ergonomics, safety and low operating costs. Last but not least, the new design of the casings on the front of the machine and at the base of its tilting column give a more innovative look and improved ergonomics.



➤ New turntable with working range 10"-24" (outside clamping). Mobile clamps. Patented system

## »»» Main characteristics

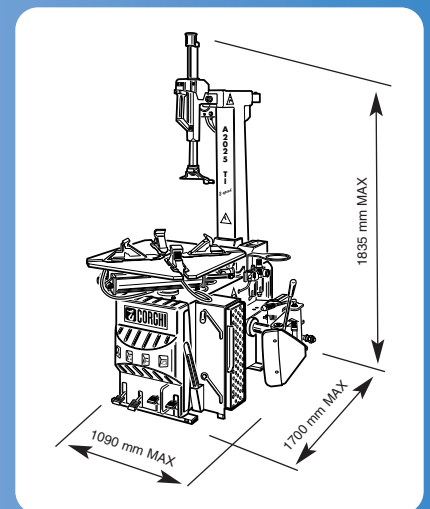
- **Automatic tyre changer with pneumatic tilting column and 24" turntable.**
- Turntable **675 mm** above the ground
- Sliding supports with **interchangeable clamping zones**
- **Taller cast clamps** for better rim clamping from inside and outside
- Inside and outside of clamps totally protected by **plastic guards** to prevent damage to the most delicate rims
- New turntable system (CORGHI patent) with two pneumatic cylinders capable of clamping any type of rim securely
- **Pneumatically-operated tilting arm support column** with high torsional rigidity in all working positions
- Telescopic horizontal arm for rapid positioning of the head in relation to the rim
- **Simultaneous pneumatic locking** of horizontal and vertical head arms, with automatic head positioning in the ideal working position
- Head with interchangeable plastic parts to **protect rims**
- **Bead breaking unit with extending shoe** and pneumatic cylinder in stainless steel
- **Dual-position telescopic bead breaker support** (CORGHI patent) for breaking the beads of wheels up to a maximum width of 14"
- **Available with traditional inflation or T.I. bead insertion and inflation system**
- Available in electrically or pneumatically operated versions and in DV version with two-speed motor



➤ Bead breaker shoe extension system useful for working on large-diameter wheels installed on the machine as standard.

<b>turntable</b>	inside clamping capacity	from 13" to 26"
	outside clamping capacity	from 10" to 24"
	maximum tyre diameter	1100 mm / 43"
	maximum tyre width	360 mm / 14"
	rotation torque	1200 Nm
	DV version rotation torque	1300 Nm
	rotation speed	8 rpm
	DV version rotation speed	from 6 to 15 rpm
	height above the ground	675 mm
<b>bead breaker</b>	type	Fixed arm with extending shoe
	maximum opening	380 mm
	shoe force	15500 N
	support	telescopic
<b>tool</b>	working range	from 8" to 26"
	column	pneumatic tilting
<b>power supply</b>	electrical 3ph	230/400 V - 0.75 kW
	electrical 1ph	110/230 V - 0.75 kW
	electrical 1ph DV version	230 V -0.75 kW
	pneumatic	on request
<b>operating pressure</b>		10 bar
<b>weight</b>	max	259 kg

## Technical data



# Technical data

## A2030 A2025 A2020

<b>turntable</b>	internal clamping capacity	from 13" to 26"	from 13" to 26"	from 13" to 26"
	external clamping capacity	from 10" to 26"	from 10" to 24"	from 10" to 20"
	maximum tyre diameter	1100 mm / 43"	1100 mm / 43"	1100 mm / 43"
<b>maximum tyre width</b>	360 mm / 14"	360 mm / 14"	360 mm / 14"	360 mm / 14"
	n. of clamps	4	4	4
n. of cylinders	2	2	2	2
	rotation torque	-	1200 Nm	1200 Nm
DV version rotation torque	1300 Nm	1300 Nm	1300 Nm	1300 Nm
rotation speed	-	8 rpm	8 rpm	8 rpm
DV version rotation speed	from 6 to 15 rpm	from 6 to 15 rpm	from 6 to 15 rpm	from 6 to 15 rpm
height above the ground	675 mm	675 mm	675 mm	665 mm
<b>bead breaker</b>	type	adjustable arm with extending shoe	fixed arm with extending shoe	fixed arm
	maximum opening	380 mm	380 mm	380 mm
shoe force	15500 N	15500 N	15500 N	15500 N
support	telescopic	telescopic	telescopic	telescopic
<b>tool</b>	working range	from 8" to 26"	from 8" to 26"	from 8" to 24"
	column	pneumatic tilting	pneumatic tilting	pneumatic tilting
<b>power supply</b>	head clamping	pneumatic	pneumatic	pneumatic
	electrical 3ph	-	230/400 V - 0.75 kW	230/400 V - 0.75 kW
electrical 1ph	-	110/230 V - 0.75 kW	110/230 V - 0.75 kW	110/230 V - 0.75 kW
	DV version electrical 1ph	230 V - 0.75 kW	230 V - 0.75 kW	230 V - 0.75 kW
<b>operating pressure</b>	pneumatic	-	on request	on request
	10 bar	10 bar	10 bar	10 bar
<b>weight</b>	standard version	249 kg	249 kg	242 kg
	T.I. version	259 kg	259 kg	252 kg



A2030  
A2030  
A2030  
A2030  
A2030  
A2030  
A2030

A2020  
A2020  
A2020  
A2020  
A2020  
A2020  
A2020

A2025  
A2025  
A2025  
A2025  
A2025  
A2025  
A2025

A2030  
A2030  
A2030  
A2030  
A2030  
A2030  
A2030

A2020  
A2020  
A2020  
A2020  
A2020  
A2020  
A2020

A2025  
A2025  
A2025  
A2025  
A2025  
A2025  
A2025

A2030  
A2030  
A2030  
A2030  
A2030  
A2030  
A2030

A2025  
A2025  
A2025  
A2025  
A2025  
A2025  
A2025

# Technical data

	A2015	A2005	A2000	JOLLY
<b>turntable</b>				
internal clamping capacity	from 13" to 23"	from 13" to 23"	from 13" to 23"	from 13" to 21"
external clamping capacity	from 10" to 20"	from 10" to 20"	from 10" to 20"	from 10" to 18"
maximum tyre diameter	1100 mm / 43"	1100 mm / 43"	960 mm / 38"	1000 mm / 39"
<b>maximum tyre width</b>	305 mm / 12"	305 mm / 12"	305 mm / 12"	305 mm / 12"
n. of clamps	4	4	4	4
n. of cylinders	2	2	2	2
rotation torque	1200 Nm	1000 Nm	1000 Nm	1000 Nm
DV version rotation torque	1300 Nm	-	-	-
rotation speed	8 rpm	6.5 rpm	6.5 rpm	6.5 rpm
DV version rotation speed	from 6 to 15 rpm	-	-	-
height above the ground	665 mm	665 mm	-	-
<b>bead breaker</b>				
type	fixed arm	fixed arm	fixed arm	fixed arm
maximum opening	320 mm	320 mm	320 mm	320 mm
shoe force	15500 N	15500 N	15500 N	15500 N
support	fixed	fixed	fixed	fixed
<b>tool</b>				
working range	from 8" to 24"	from 8" to 24"	from 8" to 24"	from 8" to 24"
column	pneumatic tilting	pneumatic tilting	fixed	fixed
head clamping	pneumatic	manual	manual	manual
<b>power supply</b>				
electrical 3ph	230/400 V - 0.75 kW	230/400 V - 0.55 kW	230/400 V - 0.55 kW	230/400 V - 0.55 kW
electrical 1ph	110/230 V - 0.75 kW	110/230 V - 0.75 kW	110/230 V - 0.75 kW	110/230 V - 0.75 kW
DV version electrical 1ph	230 V - 0.75 kW	-	-	-
<b>operating pressure</b>				
pneumatic	on request	on request	on request	on request
<b>weight</b>				
standard version	225 kg	214 kg	192 kg	180 kg
T.l. version	235 kg	-	202 kg	190 kg

